

SETEMBRO, MÊS DA FENAF E DA EXPOSIBRAM 2015

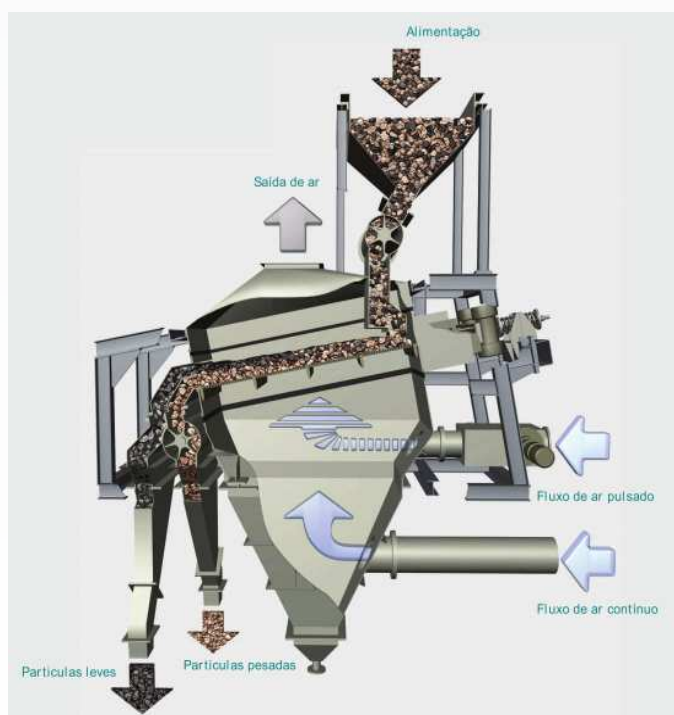
EXPOSIBRAM 2015

Expominas, MG
Dia 14 a 17 de Setembro
Estande T32

FENAF 2015

Expo Center Norte, SP
Dia 28 de Setembro a 1º de Outubro
Estande F26

**Venham nos visitar e conhecer nossas tecnologias.
Um especialista Kuttner estará ao seu dispor.**



INNOVATIVE TECHNOLOGGIES FOR THE DENSITY SEPARATION OF LUMP IRON ORE

Dipl.-Ing. Andreas Horn
Eng. Rodrigo Dias Ferreira

Iron ore mining has been widely characterized in the past by methods developed for high grade deposits and relatively small mine outputs, i.e. selective mining of the high grade material and simultaneous dumping of low grades and fines.

This scenario has been changing dramatically in recent time for a number of reasons and demands new approaches:

- Ratio of high grade/low grade in the deposits is coming down
- The specific value of % Fe in saleable product increased over the last years by more than 100 %
- Fines, frequently disregarded as waste, are becoming a valuable product considering the upcoming sintering and pelletization capacities
- Modern beneficiation processes allow for effective and low cost upgrading of lump, fines and ultrafines

Jigging technology | alljig®

Separation of minerals in jigging machines is based on the fact that particles will stratify in pulsating water. The upward and downward currents fluidise and compact the grains into relatively homogenous layers. Low density pieces stratify on the surface, while specifically heavy grains settle to the lower level of the bed.

alljig® jigging machines are air-pulsed, because the pulsation of the water can be generated practically wear-free and so the stroke-motion (frequency, amplitude and shape) can be adjusted within a wide range, easily during operation.

After stratification the discharge of heavy product is done by an automatic, PLC- controlled discharge system. The discharge is the second criteria essential for excellent jig performance. In this regard a precise detection of the stratified density horizons and a continuous discharge of high grade product is needed, with a product discharge rate depending on feed characteristics, but guaranteeing a constant product quality independent of feed characteristics.

alljig® -jigs are in operation for the cleaning of different raw and recycling materials. The only prerequisite is a difference in the particle density.

More than 365 **alljigs®** have been delivered to date – worldwide. They are in use for various applications ranging from iron ore to coal, sand and gravel, as well as the recovery of metal from slag. Because of the low operating costs compared to heavy media plants and the possibility of higher separation densities ($> 4,0 \text{ g/cm}^3$) jigs are considered as state of the art equipment for iron ore beneficiation.

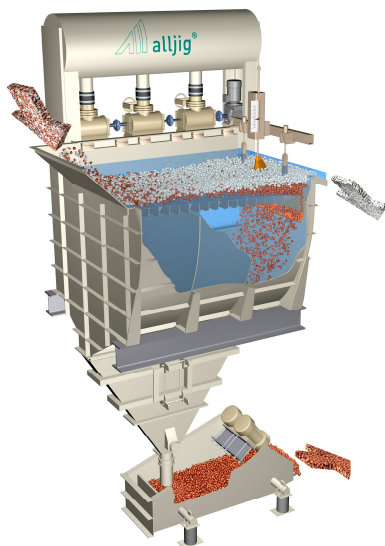


Fig. 1: alljig® for beneficiation

KÜTTNER NEWS

Kuttner do Brasil
Rua Santiago Ballesteros, 610 - Cinco - Cep 32010-050 - Contagem - MG
Telephone: (31) 3399 7200 - www.kuttner.com.br

Uma empresa do Grupo
Küttner GmbH & Co. KG
www.kuettner.com



Depending on the arrangement of the air chambers, side- and underbed-pulsed jigs are available. allmineral supplies both types, which are compared in Fig. 2. In terms of process efficiency, there is no difference between the two types of jigs since the same stratification is achieved with the same water movement.

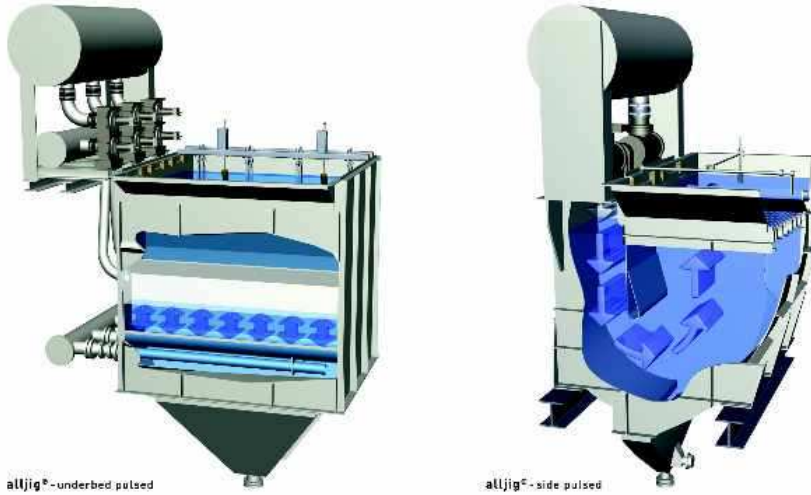


Fig. 2: Comparison of underbed and side-pulsed alljig® machines-Schematic

The side-pulsed Baum-type allmineral jig is limited to a jig bed width of 3 m. The largest underbed-pulsed jig supplied by allmineral is operated at a coal mine, it is 5 m wide.

The main differences concern the different position of the air chamber and type of air control. The disk valves used for the air control in the underbed-pulsed jigs need control air instead of the electrically driven rotary piston of the side-pulsed jigs. The maintenance costs for disk valves tend to be higher and even low wear leads to change in the control timing and therefore to a possible reduction in jig performance.

The control system of an underbed-pulsed jig is complex and requires a suitably qualified personnel to operate it. In contrast, the Baum jig with side-pulsed action is simple to maintain and operate.

The jigs are widely used in iron ore beneficiation to reduce the amount of silica and alumina. While in South Africa, Australia and Brazil the silica content is in the focus, in India the challenge is more on the reduction of the alumina content. While the jiggling technology has been in use for more than ten years in Australia, Brazil and South Africa, the Indian iron ore producers have discovered the value of this technology and are in the process of installing and commissioning.

alljig® examples

alljig® for iron ore beneficiation

Example 01

South Australia | Iron ore separation



Key Figures

- 1 x 100 t/h 8 - 1 mm
- 1 alljig® F 2500 x 3000
- 1 x 120 t/h 32 - 8 mm
- 1 alljig® G 2500 x 3000
- start up August 2007
- Dump material upgrading

Fig. 3: Iron ore beneficiation plant Whyalla

KÜTTNER NEWS

Kuttner do Brasil
 Rua Santiago Ballesteros, 610 - Cinco - Cep 32010-050 - Contagem - MG
 Telefone: (31) 3399 7200 - www.kuttner.com.br

Uma empresa do Grupo
 Küttner GmbH & Co. KG
 www.kuettner.com



LUMP FEED

Fe	58,86	56,77	54,47	58,8	59,54
SiO ₂	6,22	8,11	6,62	6,35	5,52
Al ₂ O ₃	3,07	3,62	4,03	2,98	2,40

LUMP CONCENTRATE

Fe	64,2	62,9	61,5	61,4	64,2
SiO ₂	3,62	4,33	4,8	3,47	2,42
Al ₂ O ₃	1,52	2,15	2,27	2,37	1,59

LUMP REJECT

Fe	27,0	26,5	28,0	37,9	42,9
SiO ₂	26,82	33,6	27,68	21,65	15,8
Al ₂ O ₃	13,73	9,03	8,24	9,2	7,90

YIELD	85,6	83,2	79,0	88,9	78,1
--------------	------	------	------	------	------

Example 02

South Africa / Iron ore separation



Fig. 4: Iron ore jig plant, Sishen, South Africa

Key Figures

4.000 t/h plant 25 – 0,8 mm

8 x 320 t/h 8 - 25 mm
8 alljig® G(UB) 4000 x 3000

8 x 165 t/h 3 - 8 mm
8 alljig® M(UB) 3500 x 3000

8 x 60 t/h 0,8 - 3 mm
8 alljig® F(UB) 2200 x 3000

start up August 2007

Operation results from the lump ore jigs

LUMP FEED			LUMP CONCENTRATE			LUMP REJECT			YIELD	
Fe	61,11	56,83	Fe	67,01	62,62	Fe	56,44	52,62	44,2	42,19
SiO ₂	6,54	16,49	SiO ₂	2,18	8,15	SiO ₂	10,84	23,33		
Al ₂ O ₃	3,15	1,42	Al ₂ O ₃	1,04	0,88	Al ₂ O ₃	3,85	1,67		

KÜTTNER NEWS

Küttner do Brasil
Rua Santiago Ballesteros, 610 - Cinco - Cep 32010-050 - Contagem - MG
Telephone: (31) 3399 7200 - www.kuttner.com.br

Uma empresa do Grupo
Küttner GmbH & Co. KG
www.kuettner.com



Example 03

Rajgangpur, India | Low grade lump ore processing



Key Figures

4.000 t/h plant 25 – 0,8 mm

8 x 320 t/h 8 - 25 mm
8 **alljig**® G(UB) 4000 x 3000

8 x 165 t/h 3 - 8 mm
8 **alljig**® M(UB) 3500 x 3000

8 x 60 t/h, 0,8 - 3 mm
8 **alljig**® F(UB) 2200 x 3000

start up August 2007

Fig. 5: Low grade lump ore jig at OCL jig plant, India

Operation results from lump ore jig at OCL

LUMP FEED

Fe	60,51	57,12	58,18	55,59	54,85
----	-------	-------	-------	-------	-------

LUMP CONCENTRATE

Fe	64,03	62	62,11	62,93	61,18
----	-------	----	-------	-------	-------

LUMP REJECT

Fe	48,6	48,25	46,83	45,9	43,29
----	------	-------	-------	------	-------

YIELD

	77,2	64,5	74,3	56,9	64,6
--	------	------	------	------	------

Pilot tests and characteristics of different iron ores

Various samples of lumpy iron ores from Brazil and other countries have been tested regarding their beneficiation characteristics in allmineral **minjig**® pilot jigs. In the **minjig**® a sample is stratified and the different layers that are obtained are analysed separately. Fig. 6 shows the **minijig**® arrangement and fig. 7 shows the sampling.




Fig. 6: minijig®

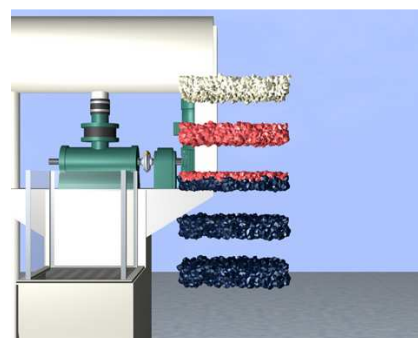


Fig. 7: sampling after stratification in the minijig®

KÜTTNER NEWS

Küttner do Brasil
Rua Santiago Ballesteros, 610 - Cinco - Cep 32010-050 - Contagem - MG
Telefone: (31) 3399 7200 - www.kuttner.com.br

Uma empresa do Grupo
Küttner GmbH & Co. KG
www.kuettner.com



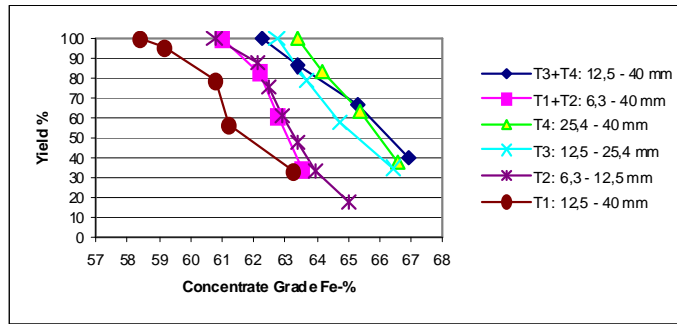


Fig.8: Stratification jig test results for different lump ores from Brazil

In figure 8 the accumulated Fe% is drawn vs. mass %, i.e. at 100 m% the iron content in the feed of the respective sample is indicated, e.g. 61,3 % Fe for the sample T1+T2: 6,3 – 40 mm. From this diagram the yield to be expected at a certain product grade can be determined also. At 63,5 %Fe grade the yield for the sample T1+T2: 6,3 – 40 mm would be about 50 %. Even with T1: 12,5 – 40 mm material 45 % yield can be expected at 62 % grade.

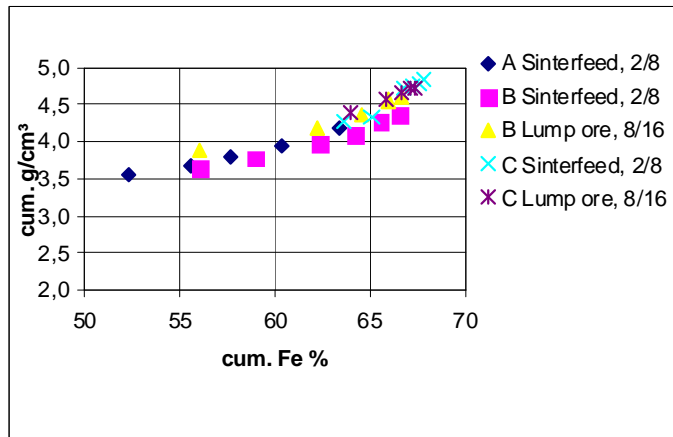


Fig. 9: Stratification jig test results for different iron ores

From figure 9 the required cut points for a required grade can be determined. With the tested samples a cut point of > 4,0 g/cm³ is requested for product grades of > 60 % Fe, i.e. with Heavy Media processes such grades are not achievable.

Conclusion

The increased demand for iron ore concentrates in the last years as well as the mining of low grade deposits leads to a growing demand for separation technology for lump ores, sinterfeed and pelletfeed. Because of the low operating costs compared to heavy media plants and the possibility of higher separation densities (> 4,0 g/cm³) alljigs[®] are considered as state of the art equipment for the beneficiation of lump ore and sinter fines.

KÜTTNER NEWS

Kuttner do Brasil
Rua Santiago Ballesteros, 610 - Cinco - Cep 32010-050 - Contagem - MG
Telefone: (31) 3399 7200 - www.kuttner.com.br

Uma empresa do Grupo
Küttner GmbH & Co. KG
www.kuettner.com

